


1  
Ag 8449  
Home & Garden  
# 98

Sl Rev. 10/67  
# 98



# a guide to budgeting for the young couple



## CONTENTS

	Page
<b>Why a plan?</b> .....	<b>3</b>
<b>What spending plan?</b> .....	<b>4</b>
<b>Steps in making your plan</b> .....	<b>6</b>
<b>Set your goals</b> .....	<b>6</b>
<b>Estimate your income</b> .....	<b>6</b>
<b>Estimate your expenses</b> .....	<b>7</b>
<b>Set up a trial spending plan</b> .....	<b>8</b>
<b>Make your plan work</b> .....	<b>12</b>
<b>Keep records</b> .....	<b>12</b>
<b>Evaluate your plan</b> .....	<b>13</b>

Prepared by  
Consumer and Food Economics Research Division  
Agricultural Research Service

Washington, D.C.

Issued August 1964  
Slightly revised October 1967

---

For sale by the Superintendent of Documents, U.S. Government Printing Office  
Washington, D.C. 20402 - Price 10 cents



## a guide to budgeting for the young couple

If you are a young married couple who want to make a good start in managing your finances, this publication can be of help to you.

Here you'll find the basic steps setting up and using a simple workable budget—one evolved from your own experience, tailored to your income and situation, and geared to your individual goals.


Budgeting doesn't mean that you will be pinching pennies and neatly recording how you spent every one, but it does mean that you will—

- Make money management a joint venture from the start.
- Face money matters frankly and get problems down on paper.

- Consider each other's wishes.
- Agree on a realistic spending plan.
- Stick to budgeting until your plan works.
- Adjust the plan as your circumstances change.

### WHY A PLAN?

Newlyweds are often more romantic than factual about what it actually costs to run a household. Your views on what you can afford may be a little unrealistic at first. Perhaps you have been living on an income of your own and did not have to share, or you have been in school and dependent on your parents.



Now you find yourselves in an entirely new situation—with new responsibilities. You may be living in a new community, too.

You'd like to establish the right pattern of money management in your marriage, but you hardly know where to begin. You know it's smart to live within your income and, with time, get ahead a little.

If you look about you, you'll notice some young couples seem to have the knack of making ends meet, while others, in the same circumstances, are already carrying heavy debt loads and are often pinched for money. The difference is that some couples are better managers of their resources—they have learned the value of planning.

There's no doubt about it—making and carrying out a spending plan does help. To make a plan, you have to sit down together, talk realistically about money, face facts, and work out any differences you may have about how your income is to be used.

If one of you wants to proceed with caution—save ahead for the things you want to buy—and the

other prefers to “live it up” and pay later, you'll need to discuss the pros and cons of both methods and decide on a course of action both of you can accept. Some compromise may be necessary on both sides. This is all to the good. It is when couples fail to communicate with each other about money problems and do not work together as a team in solving them that financial tiffs arise.

If both of you take part in making a spending plan, you will feel better about it and work harder to make it a success. You will be less tempted to buy unnecessary and trivial items because you know what you want your dollars to do for you.

## WHAT SPENDING PLAN?

No readymade spending plan fits every couple—or even one couple necessarily. A set percentage of income cannot be assigned rigidly for each budget category. The old iron-clad budgets used these methods, and failed. Why? Because they did not allow for individual dif-



ferences or provide any flexibility within the structure.

Each couple has different standards, values, needs, wants, and resources. No two spending plans can be alike because no two couples or situations are alike.

What you need is a practical spending plan that fits you—both of you. No “his” and “her” arrangement here, please, even if there is a double income. This is supposed to be a money partnership.

Since this is the first “married” budget, it will help to have some idea of the relationship of the various items of expenditure to each other—that is, which are likely to take a large part of the total, and which a smaller part.

Here are some estimates based on studies of spending by two-person families. These figures show how couples at two income levels (one under, the other over, \$5,000) divided their income.

	Lower income	Higher income
	<i>Percent</i>	<i>Percent</i>
Total money income.....	100	100
Total for current living.....	83	80
Food and beverages.....	19	18
Shelter (rent or interest on mortgage, upkeep, insurance, and taxes).....	13	12
Fuel and utilities.....	4	4
Household operation.....	5	5
Furnishings and equipment.....	5	4
Clothing.....	8	7
Transportation.....	15	16
Medical care.....	5	5
Recreation and education.....	5	5
Personal and miscellaneous.....	4	4
Gifts and contributions.....	3	3
Personal insurance.....	4	4
Income taxes.....	10	12
Savings (net changes in assets and liabilities).....	0	1

These estimates show that a budget based on a single set of percentages would not fit both income groups. Moreover, it would not fit all young couples in either income group because individual couples have different needs and desires.

For example, if you are a couple

who enjoy entertaining at home and want space, serving equipment for a large number of friends, and a generous budget for food, then your particular plan might allow a considerable portion of your income for these budget groups and less for other items.

If you are “car conscious,” need a late-model car in your line of work, or like to travel, you may choose to provide a larger transportation allowance and pay less for rent. Perhaps you are entering marriage well supplied with clothes. If this is the case, your first-year budget might allocate a small sum for clothes in order to have more for household furnishings.

## STEPS IN MAKING YOUR PLAN

### Set Your Goals

Before you actually make a spending plan, it is a good idea for the two of you to set some goals—some for right now (this month), some for later (6 months or a year), and some

for the foreseeable future—perhaps 5 or 10 years from now.

Try to be down-to-earth and cooperative about your goals. Sure you both adore original paintings, but now is hardly the time to hang one on every wall, is it? If you find that your goals are moving in opposite directions—one of you dreaming about a sleek convertible and the other set on paying off a school debt—better bring these aspirations out in the open.

The more specific you are about your immediate and long-time goals, the better. One goal for the first year or any year is, of course, to live comfortably. Other first-year goals might be: Meet the costs for a final year in college . . . start saving for a better car . . . buy a chest of drawers. A 5-year goal might be to accumulate a downpayment on a house of your own or to begin a family.

Ready? Now list your goals in the spaces below.

Goals for this month: \_\_\_\_\_

\_\_\_\_\_

Goals for this year: \_\_\_\_\_

\_\_\_\_\_

Goals for future years: \_\_\_\_\_

\_\_\_\_\_

\_\_\_\_\_



### Estimate Your Income


The next step in making a spending plan is to add up how much money will be coming in during the period of your plan. The planning period may be a month, a year, or any length of time you choose.

A year is often the period used, but if this is your first plan, you may want to set up a trial plan for a shorter period to see how it works out.

Write down any money you expect to receive. Include wages or salary from your regular job, net money earned from a farm or a business you operate, interest from a savings account or dividends from stock you may have accumulated before you married, a money gift or loan you expect to get from the family, and any extra income you plan to earn from a second job or from overtime on your present job.

If your income is irregular, as it may be if you are a farmer, have your own business, or sell on commission, it may be wise to estimate the largest and the smallest amounts of income likely to be available and to use the lower amount for your spending plan. If income is very irregular, you may want to make an estimate for each month or week for the budget period.

To figure out what your income will be, use this form:



## Estimate Your Expenses

Now you are ready to estimate your expenses. One way to get an idea of what it costs to live is to call upon the experience of some of your friends who have been married for a year or two, but who are about your age and are in approximately the same income bracket. Even if they give you only a rough idea of costs it will be a start. Dad and Mother might have some pretty sound ideas, too.

*But the best way to find out what you will need to allow for each of the budget categories is to keep a record of what the two of you actually spend for a month or two. Each can carry a little pocket notebook in*

Estimated Money Income \_\_\_\_\_  
(period)

Item	Amount
Wage or salary of—	
Husband.....	\$ _____
Wife.....	_____
Net profit from business, farm, or profession.....	_____
Interest, dividends.....	_____
Other.....	_____
Total money income.....	\$ _____

which to jot down expenditures during a week or pay period. Then total the amounts at a budgeting session.

Or you may prefer to keep an account book in a convenient place at home and both of you make entries in it.

You can use the form on page 15 to help you keep a record of your spending.

Keep the record faithfully for a month or two to find out what you are now spending for the various budget groups, such as food, housing, utilities, household operation, clothing, transportation, entertainment, and personal items. Then you will have a fairly accurate guideline for estimating your expenses in your plan for future spending.

## Set Up a Trial Spending Plan

Now you are ready to work out your first spending plan, based on your income, expenses, and goals. A sample of the form you might use is shown on page 9.

### *Enter fixed expenses*

Every family has some expenses that are more or less fixed—expenses that have to be paid in specific amounts at specific times. It is a good idea to enter these fixed expenses in your plan for future spending first, so you can see how much they are going to amount to before you begin to allocate the rest of your income.


Start your plan by putting down the fixed expenses you expect to have

every month. These will include rent or mortgage payment on your home, telephone and other utility bills, and payments on installment debts, if you have them.

Next enter the expenses that will come up only once or twice a year, such as real estate, personal property, and income taxes; car license fees and car insurance premiums; life insurance premiums and vacations. It is wise to put aside a definite amount each month toward these large, irregular expenses to spread the cost and have money to meet them when due.

At this point you may want to decide what you can set aside as savings and enter this as a fixed obligation, too.

You would like to get into the habit of saving as soon as possible. Saving together can be almost as much fun as spending together, once you accept the idea that saving money is not punishment, but a systematic,





## Our Plan for Spending

19\_\_\_\_

Item	Jan.	Feb.		Dec.	Total
Total money income					
Major fixed expenses:					
Taxes					
Rent or mortgage payment					
Insurance					
Debt payments					
Savings for:					
Emergency fund					
Flexible expenses:					
Food and beverages					
Household operation and maintenance					
Household furnishings and equipment					
Clothing					
Personal					
Transportation					
Medical care					
Recreation and education					
Gifts and contributions					
Total					

planned way of reaching goals and ambitions. *You do without little things now in anticipation of buying what will give you greater satisfaction later.*

You will find it easier to save for a purpose or toward a goal. A goal for saving might be to accumulate enough to buy furniture. Decide about how large a sum you will need for this, and start saving each month toward it.

If you possibly can do so, start to build up an emergency fund. There are bound to be extras that come up at the most unexpected times—like the car battery that has to be replaced the last day of the month, or the unannounced guests who arrive when the grocery budget is at low ebb.

Perhaps you will feel that you must have furniture, a car, or some other costly item before you can possibly save enough to pay for it. You may prefer to buy it on the installment plan and pay for it as you use it. Enter these monthly payments in your plan as fixed expenses.

### ***Enter flexible expenses***

After you have entered your fixed expenses and your savings, you are ready to consider your flexible expenses. Flexible expenses are those that fluctuate from week to week or month to month.

Estimate how much you plan to spend for food and beverages, clothing, transportation, and other budget groups for the period you have decided to budget for. To estimate these expenses, go back over the records you kept (if you kept a rec-

ord for a month or two) and see what you spent for each of the budget groups and decide if you want to continue this pattern. You may decide you need to spend more on some, and less on others.

While these records will be a big help in estimating expenses for the budget period, they won't be a complete guide. You will probably have some expenses coming up that didn't occur while you were keeping the record. A record kept in July and August, for example, might not include such big expenses as winter coats and suits or fuel for winter heating.

At this point you try to fit in the things you have listed in your immediate goals.

Remember to include a personal allowance for each of you. A little not-to-be-accounted-for spending gives a sense of freedom.

### ***Compare income, expenses***

Now you are ready for the balancing act—to compare your total expected income with the total of your planned expenses for the period you have planned for.

If your income covers your expenses, and you are satisfied with the results—fine. If your expenses add up to more than your income, you'll need to look at all parts of the plan. Where can you cut down? Where are you overspending? You may have to decide what things are most important to you, which ones can wait.

Every young couple needs adequate food, safe and decent housing, and clothes that give a sense of well-being. But you can be well fed



on hamburger or on porterhouse steak. If you prefer to eat less expensive but equally nutritious food in order to afford better clothes or to live in a more desirable neighborhood—that is your choice to make.

The solution to money problems is not necessarily more money. Sometimes it is an understanding of how to get more for the money you have, plus the patience, energy, and self-discipline to do it.

It is quite possible that you can do some trimming on your flexible expenses. Once you get in the spirit and put your mind to it—this learning how to cut down can be quite a game—and may give you more true satisfaction in the long run than spending in a haphazard, happy-go-lucky fashion and regretting it later.

Look over your flexible expenses. To reduce them you might—

- Eliminate some items altogether, for the time being at least.

- Spend less for certain items (cut down on cigarettes or pay less for a spring coat).

- Make use of your own skills instead of paying for services (make the cafe curtains you want instead of buying them, wash your car, etc.).

- Take your lunch from home instead of buying it.

- Take advantage of free community services for education and recreation (concerts, parks, libraries, lectures, recreational centers, art exhibits).

Sometimes the need (or was it really a desire?) for something big diminishes with time and some less expensive and more obtainable goal can be substituted.

If you have pared your flexible expenses as far as you think you can, scan your fixed expenses.



Maybe you can make some sizable reductions here. Rent is a big item in a budget. Perhaps you should consider moving to a lower-priced apartment or making different living arrangements. Perhaps it would be better to turn in a too-expensive car and get a cheaper one to use until you get caught up.

If, after doing all the cutting you think you can or are willing to do, your plan still calls for more than you make or can reasonably expect to pay for in the future, you may want to consider ways of increasing your income.

If both of you are working, you might start looking about for better-paying jobs. In extreme cases, a part-time second job may be the answer. If either of you is not working now, you might consider becoming a dual-income family, or you might be able to make some hobby or talent pay off.

Another possibility is to draw on reserves you may have. These are decisions only the two of you can make.

## **MAKE YOUR PLAN WORK**

After your plan is completed, put it to work. This is when the fun really starts! How firm will you be under the salesman's spell? Can you resist impulse spending?

If you are really interested in sound money management and want to form good buying habits, you will find a sufficient supply of consumer information available for your study.

Here are some general guidelines

that may help you get the most for your money:

- Take advantage of weekend food specials.

- Inform yourself on a product before you shop for it.

- Get over the idea that everything you buy has to be brand new. Secondhand furniture, for example, may be a good investment for young couples, especially if you are not permanently settled and are likely to move about considerably in the years ahead.

- Be alert to quality. Compare prices.

- Patronize seasonal sales at reliable shops. So-called "white sales" offer towels, sheets, and other household textiles at substantial savings.

- Be knowledgeable in the use of credit. Know what it costs. The table on page 13 shows interest rates for commonly used sources of consumer credit.

## **Keep Records**

You will find it helpful to keep track of expenses, at least in the beginning, to find out how your plan works. A spindle for receipts and other notations of amounts spent, kept in a handy place, and a recording and adding-up session at the end of the week or month may be all the recordkeeping you need to do.

Or you might like to use a form similar to the partial one shown on page 15 to record your expenses. This form may be easily ruled off on a sheet of paper or in a looseleaf notebook. Allow a separate column for each category of expense you want to keep track of.

## Installment Credit Rates

Financing agency or type of loan	Rates paid by consumer credit users (equivalent percent per year on unpaid balance)	
	Common rate	Range of legal maximum rates
	<i>Percent</i>	<i>Percent</i>
<b>A. Cash lenders:</b>		
Credit unions.....	12	12
Commercial banks—personal loans.....	12	12 to 42
Consumer finance companies—under small loan laws...	30	24 to 48
Illegal lenders.....	.....	<sup>1</sup> 42 to 1,200
<b>B. Retail installment financing in 24 States with rate legislation—12-month contract:</b>		
New cars.....	12	12 to 24
Used cars under 2 years old.....	(?)	18 to 31
Used cars over 2 years old.....	(?)	18 to 43
<b>C. Retail installment financing in States without rate legislation—12-month contract:</b>		
New cars.....	12	<sup>1</sup> 12 to 120
Used cars.....	(?)	<sup>1</sup> 19 to 275

<sup>1</sup> No legal maximum here. Figures shown give the range of actual rates reportedly being charged.

<sup>2</sup> Not available.

Source: Mors, W. P., *Consumer Credit Facts For You*. Western Reserve University, Bureau of Business Research. Edition 2. Cleveland, Ohio. 1959.

You will find it helpful if the column headings conform in general with the headings in your plan, so you can check your expenses against your plan. You can subdivide the groups, though. For example, "Food and Beverages" might be divided into "Food at Home" and "Food Away From Home" and expenses noted separately. Or "Medical Care" might be divided into medical and dental care with separate columns made for each. Or, if you are still in college, you may wish to keep track of your "Education" expenses separate from "Recreation."

At the end of the month or period under consideration, add up your

expenses under each heading so you can compare them with your plan.

Keep records simple. The simpler the records, the more likely you are to keep them. Recordkeeping need not be a continuous process. Once you've set your spending pattern, records—at least detailed ones—may not be necessary.

### Evaluate Your Plan

At the end of the budget period, compare what you actually spent with what you planned to spend.

If the amounts are the same, or reasonably close, were you satisfied with the results? If you spent differently than you planned, why? Was your plan unrealistic or too



A budget is not a “one shot deal” — something you make once and never touch again. Instead you keep reworking a budget until it works for you and the results satisfy you. This means making, appraising, revising and remaking until eventually you may get to the point where it actually isn't necessary to write down all the facts and figures to have a budget. The whole process becomes sort of second nature to you. All you need to do is carry a plan in your head, if you prefer to budget that way.

rigid? Did you buy something you didn't plan for? Did you have an unexpected change in income? Did the plan fail because the two of you didn't see eye to eye on some phases of it? Did one or both of you fall down in keeping records?

If your first plan didn't work in all respects, you shouldn't be discouraged.

If you were perfectly satisfied with your first try at budgeting, you will still need to adjust your plan from time to time. As circumstances change—a move to a different community, the arrival of a baby, or a change in jobs with a change in income—you will discover you need to set new goals and to reorganize your plan around your new goals.

## Record of Our Expenses

Date	Item (or service) bought	Classified as –			Gifts and contributions
		Food and beverages	Shelter	Household operation	
		\$	\$	\$	\$
<b>Total</b>		\$	\$	\$	\$

## MORE INFORMATION

Listed below are publications prepared by the U.S. Department of Agriculture that may be helpful to you in getting the most for your money. These publications are available from the U.S. Department of Agriculture, Washington, D.C. 20250.

	<i>Order No.</i>
Washing Machines . . . Selection and Use . . . . .	G 32
Home Freezers . . . Their Selection and Use . . . . .	G 48
Home Care of Purchased Frozen Foods . . . . .	G 69
Food for the Young Couple . . . . .	G 85
Conserving the Nutritive Values in Foods . . . . .	G 90
Eggs in Family Meals: A Guide for Consumers . . . . .	G 103
Vegetables in Family Meals: A Guide for Consumers . . . . .	G 105
What Young Farm Families Should Know About Credit . . . . .	F 2135
Know Your Butter Grades . . . . .	MB 12
Tips on Selecting Fruits and Vegetables . . . . .	MB 13
U.S. Grades for Beef . . . . .	MB 15
Cheese Buying Guide for Consumers . . . . .	MB 17

This is a *Consumer Service* of USDA